

Click to view price, real time Inventory,
Delivery & Lifecycle Information ;

0451001.MRL

Littelfuse

Surface Mount Fuses 125V 1A

Any questions, please feel free to contact us.
info@kaimte.com

RoHS HF **451/453 Series Fuse**



Agency Approvals

AGENCY	AGENCY FILE NUMBER	AMPERE RANGE
	E10480	6.3A - 15A
	LR29862	62mA - 15A
	NBK030205-E10480B NBK101105-E184655	1A - 5A 6.3A - 10A
	E10480	62mA - 5A

Electrical Characteristics for Series

% of Ampere Rating	Ampere Rating	Opening Time
100%	1/16 -15	4 hours, Minimum
200%	1/16 -10	5 sec., Maximum
	12 -15	20 sec., Maximum

Description

The Nano² SMF Fuse is a very small, Wire-in-Air (WIA) square shape surface mount fuse which is very suitable for the secondary side circuit over-current protection applications and is designed for PCB using surface mount technology.





Features

- Very fast acting
- Small size
- Wide range of current rating available (62mA to 15A)
- Wide operating temperature range
- Low temperature de-rating
- RoHS compliant
- Halogen Free

Applications

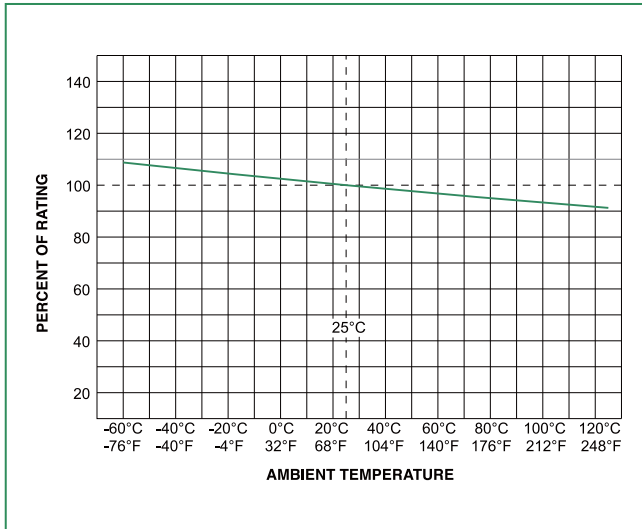
- Notebook PC
- LCD/PDP TV
- LCD monitor
- LCD/PDP panel
- LCD backlight inverter
- Portable DVD player
- Power supply
- Networking
- PC server
- Cooling fan system
- Storage system
- Telecom system
- Wireless basestation
- White goods
- Game console
- Office Automation equipment
- Battery charging circuit protection
- Industrial equipment
- Medical equipment
- Automotive

Electrical Specifications by Item

Ampere Rating (A)	Amp Code	Max Voltage Rating (V)	Interrupting Rating	Nominal Cold Resistance (Ohms)	Nominal Melting I ² t (A ² sec)	Agency Approvals			
									
0.062	.062	125	50 amperes @125VAC/VDC 300 amperes @32VDC PSE: 100 amperes @100VAC	5.5000	0.00019		x		x
0.080	.080	125		4.0500	0.00033		x		x
0.100	.100	125		3.1000	0.00138		x		x
0.125	.125	125		1.7000	0.00286		x		x
0.160	.160	125		1.2157	0.0048		x		x
0.200	.200	125		0.8372	0.0089		x		x
0.250	.250	125		0.5765	0.0158		x		x
0.315	.315	125		0.3918	0.0311		x		x
0.375	.375	125		0.6100	0.0425		x		x
0.400	.400	125		0.5600	0.0484		x		x
0.500	.500	125		0.4200	0.0795		x		x
0.630	.630	125		0.3050	0.143		x		x
0.750	.750	125		0.2450	0.185		x		x
0.800	.800	125		0.2120	0.271		x		x
1.00	001.	125		0.1530	0.459		x	x	x
1.25	1.25	125		0.0780	0.664		x	x	x
1.50	01.5	125		0.0630	0.853		x	x	x
1.60	01.6	125		0.0580	1.060		x	x	x
2.00	002.	125		0.0367	0.530		x	x	x
2.50	02.5	125		0.0286	1.029		x	x	x
3.00	003.	125		0.0227	1.650		x	x	x
3.15	3.15	125		0.0215	1.920		x	x	x
3.50	03.5	125		0.0200	2.469		x	x	x
4.00	004.	125		0.0160	3.152		x	x	x
5.00	005.	125		0.0125	5.566		x	x	x
6.30	06.3	125		0.0096	9.170		x	x	x
7.00	007.	125		0.0090	10.32		x	x	x
8.00	008.	125		0.0077	20.23		x	x	x
10.0	010.	125	35 amperes @125 VAC/ 50 amperes @125 VDC 300 amperes @32 VDC PSE: 100 amperes @100VAC	0.0056	26.46	x	x	x	
12.0	012.	65	50 amperes @65 VAC/VDC	0.0049	47.97	x	x		
15.0	015.	65	300 amperes @24 VDC	0.0037	97.82	x	x		

Notes:
- I²t calculated at 8ms.
- Resistance is measured at 10% of rated current, 25°C

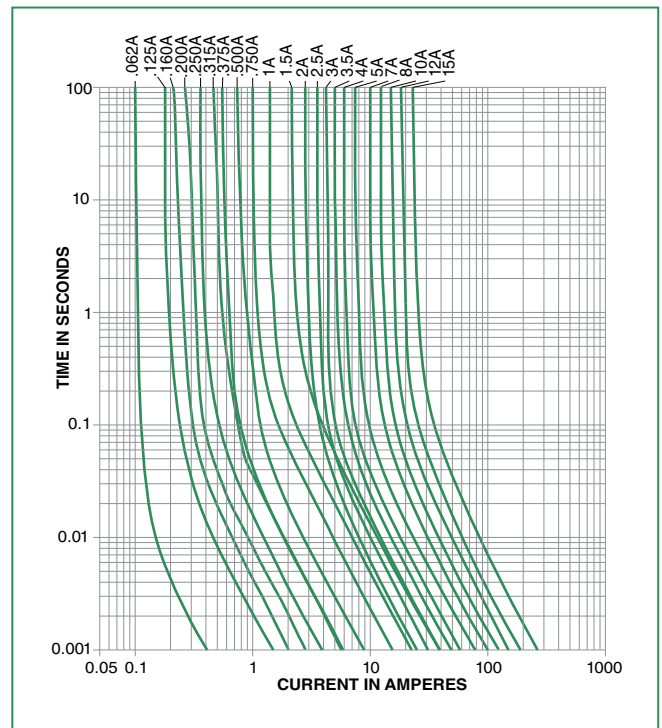
Temperature Derating Curve



Note:

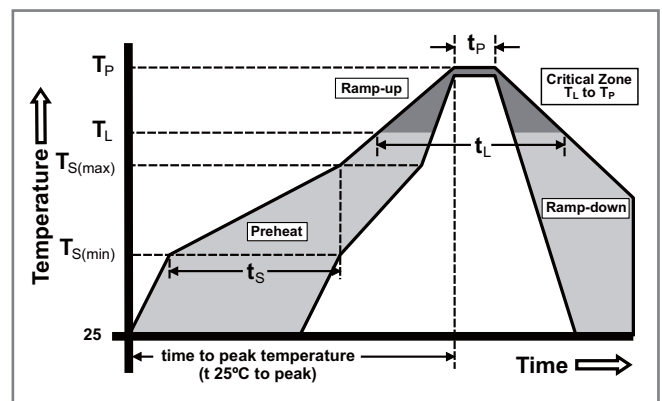
- Derating depicted in this curve is in addition to the standard derating of 25% for continuous operation.

Average Time Current Curves



Soldering Parameters

Reflow Condition	Pb – Free assembly	
Pre Heat	- Temperature Min ($T_{s(min)}$)	150°C
	- Temperature Max ($T_{s(max)}$)	200°C
	- Time (Min to Max) (t_s)	60 – 120 secs
Average ramp up rate (Liquidus Temp (T_L) to peak)		5°C/second max.
$T_{s(max)}$ to T_L - Ramp-up Rate		5°C/second max.
Reflow	- Temperature (T_L) (Liquidus)	217°C
	- Temperature (t_L)	60 – 90 seconds
Peak Temperature (T_p)		250 ^{+0/-5} °C
Time within 5°C of actual peak Temperature (t_p)		20 – 40 seconds
Ramp-down Rate		5°C/second max.
Time 25°C to peak Temperature (T_p)		8 minutes max.
Do not exceed		260°C
Wave Soldering Parameters		260°C Peak Temperature, 10 seconds max.

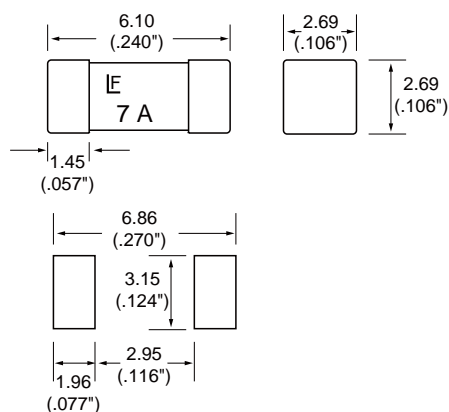


Product Characteristics

Materials	Body: Ceramic Terminations: Gold-Plated Caps (for 451 RoHS/HF series) SnPb Plated Caps (for 451 Non-RoHS series) Silver-plated Caps (for 451 RoHS below 200mA Rating & 453 Series)
Product Marking	Brand, Ampere Rating
Operating Temperature	-55°C to 125°C
Moisture Sensitivity Level	Level 1, J-STD-020C
Solderability	MIL-STD-202, Method 208
Insulation Resistance (after Opening)	MIL-STD-202, Method 302, Test Condition A (10,000 ohms minimum)

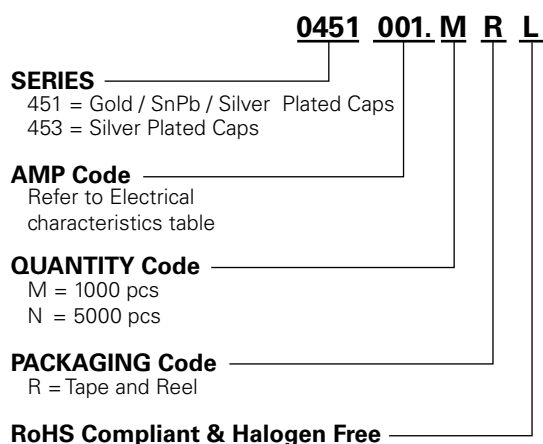
Thermal Shock	MIL-STD-202, Method 107, Test Condition B, 5 cycles, -65°C / +125°C, 15 minutes @ each extreme
Mechanical Shock	MIL-STD-202, Method 213, Test I: Deenergized. 100G's pk amplitude, sawtooth wave 6ms duration, 3 cycles XYZ+xyz = 18 shocks
Vibration	MIL-STD-202, Method 201: 0.03" amplitude, 10-55 Hz in 1 min. 2hrs each XYZ=6hrs
Moisture Resistance	MIL-STD-202, Method 106, 10 cycles
Salt Spray	MIL-STD-202, Method 101, Test Condition B (48hrs)
Resistance to Soldering Heat	MIL-STD-202, Method 210, Test condition B (10 sec at 260°C)

Dimensions



Recommended pad layout

Part Numbering System



NOTE: "L" suffix applies to 451 series only

- 451 series may be ordered as either "RoHS and HF" ("L" suffix) or non-RoHS (no suffix) version.
- 453 series is available only as RoHS compliant version and does not require "L" suffix. Please do not include "L" suffix within 453 series ordering instructions.
- 453 series is only available from 200mA up to the highest rating specified. For ratings below 200mA, please use 451 series for ordering.

Packaging

Packaging Option	Packaging Specification	Quantity	Quantity & Packaging Code
12mm Tape and Reel	EIA RS-481-2 (IEC 286, part 3)	5000	NR
12mm Tape and Reel	EIA RS-481-2 (IEC 286, part 3)	1000	MR

Mouser Electronics

Authorized Distributor

Click to View Pricing, Inventory, Delivery & Lifecycle Information:

Littelfuse:

[0451012.MRL](#) [0451.062MR](#) [0451.630MR](#) [0451.500NR](#) [0451.400MRL](#) [0451.160MR](#) [0451004.NR](#) [0451.200MRL](#)
[0451.800MR](#) [0451.315MR](#) [0451.160MRL](#) [0451010.MRL](#) [0451.100MRL](#) [045103.5NR](#) [0451.375MR](#) [0451004.MRL](#)
[045101.6MRL](#) [0451.750MRL](#) [045102.5NR](#) [0451.062MRL](#) [0451.375NR](#) [0451003.NR](#) [0451005.MR](#) [04511.25MR](#)
[045102.5MR](#) [0451.080MR](#) [045101.6MR](#) [045106.3MR](#) [0451.375MRL](#) [0451.250NR](#) [R451.080L](#) [0451012.NR](#)
[0451.125MRL](#) [0451001.MR](#) [0451.315MRL](#) [0451001.NR](#) [0451.500MR](#) [R451.125L](#) [R451.800L](#) [R451.100L](#)
[R4511.25L](#) [045103.5MR](#) [0451008.MRL](#) [0451005.MRL](#) [0451001.MRL](#) [0451.500MRL](#) [0451.750MR](#) [0451015.MRL](#)
[045101.5NR](#) [045103.5MRL](#) [0451005.NR](#) [0451.750NR](#) [0451.800MRL](#) [045102.5MRL](#) [0451.100MR](#) [0451.160NR](#)
[0451002.NR](#) [045101.5MRL](#) [04511.25MRL](#) [0451.630MRL](#) [0451.400MR](#) [0451.062NR](#) [0451003.MRL](#) [0451.125NR](#)
[045106.3MRL](#) [0451015.NR](#) [0451002.MRL](#) [0451.250MRL](#) [0451.080MRL](#) [0451010.NR](#) [0451012.MR](#) [0451007.MRL](#)
[0451007.NR](#) [0451012.NRL](#) [0451.630NRL](#) [0451.500NRL](#) [0451.125NRL](#) [0451.315NRL](#) [0451.800NRL](#) [0451002.NRL](#)
[0451008.NRL](#) [0451.400NRL](#) [0451.062NRL](#) [0451015.NRL](#) [0451.375NRL](#) [0451.080NRL](#) [04511.25NRL](#)
[045106.3NRL](#) [045101.6NRL](#) [0451005.NRL](#) [045103.5NRL](#) [0451.160NRL](#) [0451003.NRL](#) [0451.250NRL](#)
[0451.750NRL](#) [0451004.NRL](#) [0451.100NRL](#) [0451.200NRL](#) [0451001.NRL](#) [0451007.NRL](#)