


A6E-N

Slide DIP Switch

Box type Through-hole Mounting DIP Switch



- Gold-plated twin contacts ensure high reliability.
- Available both ON and OFF-set soldering.

RoHS Compliant



List of Models

● Tube Packaging

| Type | | Flat actuator | Raised actuator |
|--------------|-------------------|---|---|
| Appearance | |  |  |
| No. of poles | Quantity per tube | | |
| 2 | 72 | A6E-2101-N | A6E-2104-N |
| 3 | 51 | A6E-3101-N | A6E-3104-N |
| 4 | 40 | A6E-4101-N | A6E-4104-N |
| 5 | 32 | A6E-5101-N | A6E-5104-N |
| 6 | 27 | A6E-6101-N | A6E-6104-N |
| 7 | 24 | A6E-7101-N | A6E-7104-N |
| 8 | 21 | A6E-8101-N | A6E-8104-N |
| 9 | 19 | A6E-9101-N | A6E-9104-N |
| 10 | 17 | A6E-0101-N | A6E-0104-N |

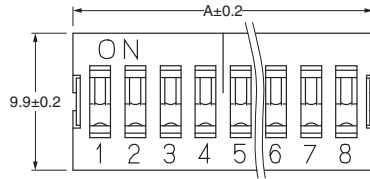

Note: Order in multiples of the package quantity.

Ratings / Characteristics

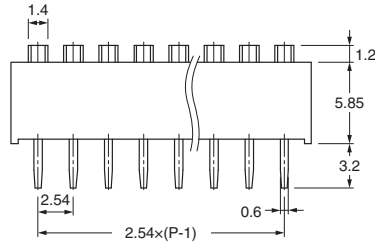

| | | |
|------------------------------------|--|--------------------------------------|
| Ratings(resistive load) | 25 mA at 24 VDC 10 μ A (minimum current) at 3.5 VDC | |
| Ambient operating temperature | -20 to +70°C at 60% max. (with no icing or condensation) | |
| Ambient operating humidity | 35% to 95% (at +5 to +35°C) | |
| Insulation resistance | 100 M Ω min. (at 250 VDC with insulation tester) | |
| Contact resistance (initial value) | 200 m Ω max. (initial value) | |
| Dielectric strength | Between terminals 500 VAC for 1 min | |
| Vibration resistance | Malfunction | 10 to 55 Hz, 1.5-mm double amplitude |
| Shock resistance | Malfunction | 300 m/s ² min. |
| Durability | 1,000 operations min. | |
| Washing | Not possible | |
| Degree of protection | IEC IP40 | |
| Operating force | 0.29 to 9.8 N | |
| Weight | Raised actuator: 0.43 g (2 poles) 0.78 g (4 poles) 1.12 g (6 poles) 1.47 g (8 poles) 1.82 g (10 poles) | |

Dimensions (Unit: mm)

● Flat Actuator A6E-□101-N

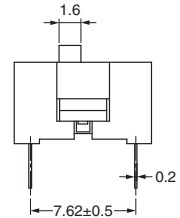
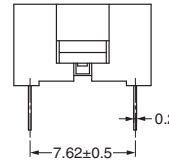


● Raised Actuator A6E-□104-N

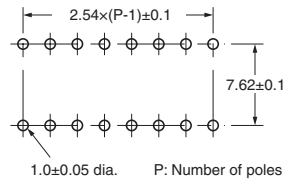


Flat Actuator

Raised Actuator



PCB Dimensions (Reference)
(Top View)

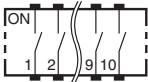


| No. of poles | Model | | Dimension A |
|--------------|------------|------------|-------------|
| | Flat | Raised | |
| 2 | A6E-2101-N | A6E-2104-N | 6.44 |
| 3 | A6E-3101-N | A6E-3104-N | 8.98 |
| 4 | A6E-4101-N | A6E-4104-N | 11.52 |
| 5 | A6E-5101-N | A6E-5104-N | 14.06 |
| 6 | A6E-6101-N | A6E-6104-N | 16.60 |
| 7 | A6E-7101-N | A6E-7104-N | 19.14 |
| 8 | A6E-8101-N | A6E-8104-N | 21.68 |
| 9 | A6E-9101-N | A6E-9104-N | 24.22 |
| 10 | A6E-0101-N | A6E-0104-N | 26.76 |

Note: Unless otherwise specified, a tolerance of ± 0.4 mm applies to all dimensions.

Internal Connections

Contact Form
(Top View)



Safety Precautions

★ Be sure to read the Safety precautions common to all DIP Switches for correct use.

- Application examples provided in this document are for reference only. In actual applications, confirm equipment functions and safety before using the product.
- Consult your OMRON representative before using the product under conditions which are not described in the manual or applying the product to nuclear control systems, railroad systems, aviation systems, vehicles, combustion systems, medical equipment, amusement machines, safety equipment, and other systems or equipment that may have a serious influence on lives and property if used improperly. Make sure that the ratings and performance characteristics of the product provide a margin of safety for the system or equipment, and be sure to provide the system or equipment with double safety mechanisms.

Note: Do not use this document to operate the Unit.

Mouser Electronics

Authorized Distributor

Click to View Pricing, Inventory, Delivery & Lifecycle Information:

Omron:

[A6E-5104-N](#) [A6E-7101-N](#) [A6E-2104-N](#) [A6E-8104-N](#) [A6E-0104-N](#) [A6E-4101-N](#) [A6E-3101-N](#) [A6E-9101-N](#) [A6E-0101-N](#) [A6E-6104-N](#) [A6E-3104-N](#) [A6E-9104-N](#) [A6E-2101-N](#) [A6E-8101-N](#) [A6E-4104-N](#) [A6E-7104-N](#) [A6E-5101-N](#) [A6E-6101-N](#) [A6E-9104-N](#) [A6E-8104-N](#) [A6E-8101-N](#) [A6E-7104-N](#) [A6E-6101-N](#) [A6E-7101-N](#) [A6E-0104-N](#) [A6E-3101-N](#) [A6E-3104-N](#) [A6E-4101-N](#) [A6E-5104-N](#) [A6E-6104-N](#) [A6E-2104-N](#) [A6E-4104-N](#) [A6E-0101-N](#) [A6E-9101-N](#) [A6E-2101-N](#) [A6E-5101-N](#)