

Click to view price, real time Inventory,
Delivery & Lifecycle Information ;

T77V1D10-12

TE Connectivity / P&B

General Purpose Relays 10 AMP 12VDC SPST NO

Any questions, please feel free to contact us.

info@kaimte.com

THIS DRAWING IS UNPUBLISHED.

RELEASED FOR PUBLICATION

© COPYRIGHT - By - TE CONNECTIVITY

ALL RIGHTS RESERVED.

LOC
HB

DIST
-

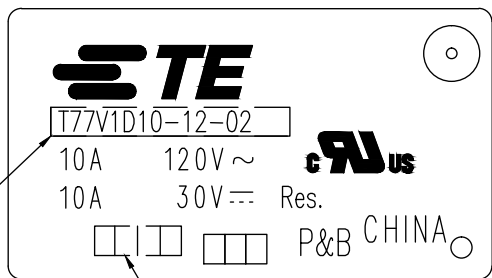
P	LTR	
	D1	UPDATE
	E	REMOVED

D

C

B

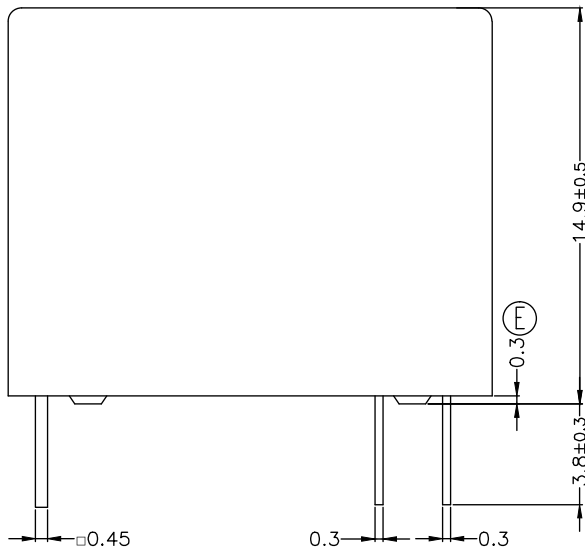
A



(C2)


(D)

(C)



(F)

(E)



7.6±0.1

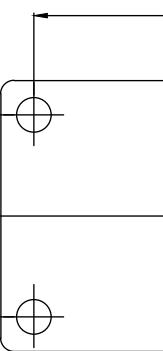
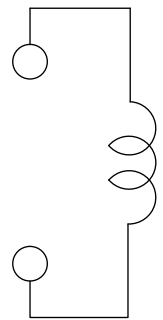
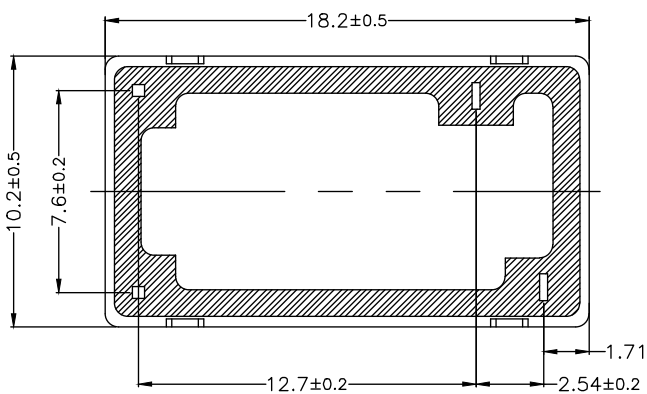


FIGURE FOR PRINT (BOTTOM VIEW)



THIS DRAWING IS A CONTROLLED DOCUMENT.

DWN	Fu Bo
CHK	Xiaoning.Zhang
APVD	CH.HSU
PRODUCT SPEC	-
APPLICATION SPEC	-
WEIGHT	-
CUSTOMER DRAWING	

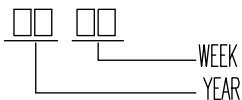
DIMENSIONS:	TOLERANCES UNLESS OTHERWISE SPECIFIED:	
mm	0 PLC	± -
	1 PLC	± -
	2 PLC	± -
	3 PLC	± -
	4 PLC	± -
	ANGLES	± -
MATERIAL	FINISH	
-	-	

107-79010	3-1393194-8	T77V1D10-24-01	T77V1D10-24-01	q	Ⓢ
107-79010	2-1393194-2	T77V1D10-48	T77V1D10-48	p	
107-79010	2-1393194-1	T77V1D10-24	T77V1D10-24	o	
107-79010	2-1393194-0	T77V1D10-18	T77V1D10-18	n	
107-79010	1-1393194-9	T77V1D10-12	T77V1D10-12	m	
107-79010	1440005-1	T77V1D10-09	T77V1D10-09	l	
107-79010	8-1440009-1	T77V1D10-06	T77V1D10-06	k	Ⓢ
107-79010	1-1393194-8	T77V1D10-05	T77V1D10-05	j	Ⓢ
107-79010	1-1393194-7	T77V1D10-03	T77V1D10-03	i	Ⓢ
107-79010	9-1440004-7	T77S1D10-48	T77S1D10-48	h	Ⓢ
107-79010	1-1393194-0	T77S1D10-24	T77S1D10-24	g	Ⓢ
107-79010	9-1440004-5	T77S1D10-18	T77S1D10-18	f	Ⓢ
107-79010	1393194-9	T7S1D10-12	T7S1D10-12	e	Ⓢ
107-79010	1393194-8	T7S1D10-09	T7S1D10-09	d	Ⓢ
107-79010	9-1440004-2	T7S1D10-06	T7S1D10-06	c	Ⓢ
107-79010	1393194-7	T7S1D10-05	T7S1D10-05	b	Ⓢ
107-79010	1393194-6	T7S1D10-03	T7S1D10-03	a	Ⓢ
PACKAGE SPEC.	PART NO	DESCRIPTION	PART A	TYPE	

RELAY TYPE

NOTE

1. LOT NO SYSTEM AS FOLLOWING:



- Ⓢ 2. TERMINAL DIMENSION IS BEFORE SOLDER DIP;
- Ⓢ 3. FOR THE TIN-PLATING OF THE PINS:
+0.1mm FOR WIDTH, THICKNESS AND DIAMETER.
+0.5mm FOR LENGTH.

Ⓢ 4. MARKING FROM INK TO LASER AND USING WELDED CONTACT

Ⓢ 5. ADD LOT NO. SYSTEM AS FOLLOWING;



- I, DIGITS FOR DAY OF THE WEEK
1...MONDAY IN THIS WEEK;
2...TUESDAY IN THIS WEEK;
7...SUNDAY IN THIS WEEK
- II, DIGITS FOR SHIFT OF THE DAY
1...DAY SHIFT IN THIS DAY;
2...NIGHT SHIFT IN THIS DAY;
- III, ONE CHARACTER DISTINGUISH THE LINE IDENTITY, SUCH AS: A,B,....Z

THIS DRAWING IS A CONTROLLED DOCUMENT.		DWN	Fu Bo
		CHK	Xiaoning.Zhang
		APVD	CH.HSU
		PRODUCT SPEC	-
		APPLICATION SPEC	-
		WEIGHT	-
		CUSTOMER DRAWING	

DIMENSIONS: mm	TOLERANCES UNLESS OTHERWISE SPECIFIED:
	0 PLC ± -
	1 PLC ± -
	2 PLC ± -
	3 PLC ± -
	4 PLC ± -
ANGLES	± -
MATERIAL	FINISH
-	-

Mouser Electronics

Authorized Distributor

Click to View Pricing, Inventory, Delivery & Lifecycle Information:

[TE Connectivity:](#)

[T77V1D10-12](#)